



STUDENT PROFILE

FALL 2025

Table of Content

Institutional Student Profile	4
Student Profile, Hato Rey Campus	11
Student Profile, San Sebastián Campus	15
Student Profile, Manatí Branch Campus	19
Student Profile, Humacao Branch Campus	23
Student Profile, Villalba Branch Campus	27
Student Profile, Caguas Branch Campus	31
Student Profile, Hybrid Modality	35
Student Profile, Face-to-face students	36
Student Profile, Virtual Students	37
Student Profile, Technical Certificate Students	38
Collaborators	39

ABOUT

EDP UNIVERSITY

History

EDP University of Puerto Rico, Inc., founded in 1969, began as a post-secondary education institution to respond to the rising demand for skilled workers in the data processing field. Its founders, Engineer Aníbal Nieves and Gladys Vázquez, developed the first technical course to train professionals who could manage the first phase of mechanization of the government and create computer programs that would address local needs.

In its 56-year history, EDP has expanded to six academic units that are strategically located throughout Puerto Rico: Hato Rey, San Sebastián, Manatí, Humacao, Villalba, and Caguas, and include distance learning programs.

Mission

EDP University of Puerto Rico is higher education institution a technological and socio- humanistic higher education Institution, leader in the education of professionals in the Arts, Sciences and Technology. We constitute a learning community that offers graduate and undergraduate academic programs through diverse modalities that promote active learning and the integral development of students, as they are the center of the educational process.

Vision

EDP University of Puerto Rico embraces knowledge and its pursuit as a cornerstone for innovation and transformation, through academic spaces and research. Its focus will be on cultivating leadership, entrepreneurship, and the search for solutions to fundamental problems within the Hispanic American community.

Institutional Student Profile¹

Academic Unit



Percent	Student Total	Academic Unit
34%	1,511	Hato Rey Campus
24%	1,066	San Sebastián Campus
11%	508	Manatí Branch Campus
9%	406	Humacao Branch Campus
10%	453	Villalba Branch Campus
12%	536	Caguas Branch Campus
Total	4,480 students	

Academic School

Percent	Student Total	Academic School
3%	123	Graduate School
4%	167	School of Administration
2%	99	School of Criminal Justice
9%	414	School of Design
73%	3,283	School of Nursing
4%	176	School of Sciences and Health
4%	183	School of Technology
1%	19	Technical Certificates
	16	Non-degree seeking o Preparatory courses
Total	4,480 students	

Sex

Percent	Student Total	Sex
73%	3,279	Female
27%	1,201	Male
Total	4,480 students	

Academic Grade

Percent	Student Total	Academic Grade
78%	3,506	Associate Degree
18%	816	Bachelor's Degree
3%	123	Master's Degree
1%	19	Technical Certificates
	16	Non-degree seeking o Preparatory courses
Total	4,480 students	

¹ The following data stems from the Official Certification of Enrollment as of December 9th, 2025.

Age

Percent	Student Total	Age range (years)
	17	Under 18
5%	227	18-19
6%	269	20-21
10%	440	22-24
21%	929	25-29
19%	863	30-34
16%	702	35-39
16%	700	40-49
7%	321	50-64
	12	65 and over
Total	4,480 students	

Modality

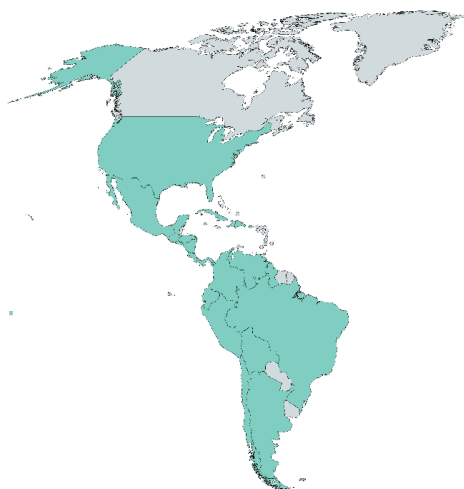
Percent	Student Total	Modality
28%	1,241	Face-to-face
68%	3,021	Hybrid
4%	184	Virtual
	19	Technical
	15	Non-degree seeking or Preparatory courses
Total	4,480 students	

Percent	Student Total	Hybrid Modality
48%	1,447	MAGAE MD
45%	1,345	MAGAE
7%	227	MABE
	2	Master's in Family Nurse Practitioner
Total	3,021 students	

Nationality

Student total	Country of origin
225	United States
9	Argentina
4	Bolivia
4	Brazil
3	Chile
78	Colombia
3	Costa Rica
2,038	Cuba
461	Dominican Republic
37	Ecuador
1	Gambia
6	Guatemala
1	Guyana
80	Haiti
30	Honduras
1	Italia
44	México
9	Nicaragua
2	Panamá
35	Perú
1,342	Puerto Rico
25	El Salvador
2	Spain
35	Venezuela
5	Prefer not to respond.
Total	4,480 students

45% of the EDP University student body was Cuban, followed by 30% Puerto Rican, 10% Dominican, and 5% American. The remaining countries on the list account for 10% of the student body.



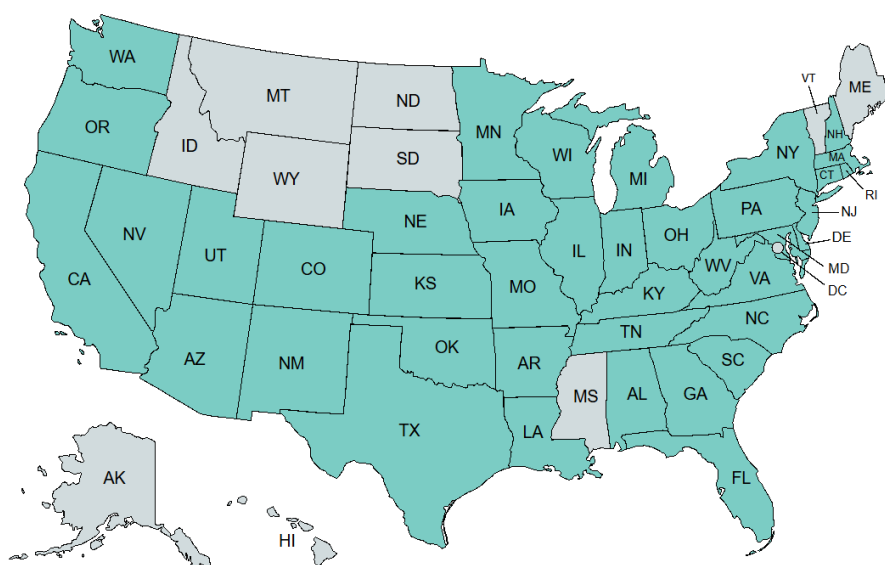
■ Indicates the country of origin for EDP University of Puerto Rico students.

State of residence (Hybrid students)

Student total	State
3	Alabama
6	Arkansas
18	Arizona
44	California
7	Colorado
20	Connecticut
3	Delaware
1,097	Florida
18	Georgia
2	Iowa
7	Illinois
15	Indiana
4	Kansas
230	Kentucky
11	Louisiana
41	Massachusetts
7	Maryland
8	Michigan
2	Minnesota
7	Missouri
14	North Carolina

11	Nebraska
6	New Hampshire
220	New Jersey
7	New México
157	Nevada
368	New York
8	Ohio
2	Oklahoma
8	Oregon
47	Pennsylvania
5	Puerto Rico
4	Rhode Island
4	South Carolina
13	Tennessee
578	Texas
1	Utah
7	Virginia
7	Washington
3	Wisconsin
1	West Virginia
Total	3,021 students

36% of students in the hybrid modality reside in Florida, 19% in Texas, 12% in New York, 8% in Kentucky, 7% in New Jersey, and 5% in Nevada. States not represented in the EDP University student body include Hawaii, Alaska, Idaho, Montana, Wyoming, North Dakota, South Dakota, Vermont, Mississippi, and New Hampshire.



■ Indicates the state of residence for EDP University of Puerto Rico hybrid modality students.

Municipality of residence (face-to-face students)

Student total	Municipality
3	Adjuntas
9	Aguada
15	Aguadilla
4	Aguas Buenas
3	Aibonito
13	Añasco
18	Arecibo
5	Barceloneta
46	Bayamón
5	Cabo Rojo
48	Caguas
13	Camuy
8	Canóvanas
50	Carolina
7	Cataño
9	Cayey
3	Ceiba
5	Ciales
4	Cidra
4	Coamo
6	Comerio
4	Corozal
12	Dorado
7	Fajardo
2	Florida
1	Guayama
1	Guayanilla
30	Guaynabo
7	Gurabo
2	Hatillo
2	Hormigueros
45	Humacao
9	Isabela
2	Jayuya
9	Juana Díaz

5	Juncos
64	Lares
24	Las Marías
13	Las Piedras
4	Loíza
4	Luquillo
17	Manatí
2	Maricao
4	Maunabo
4	Mayagüez
55	Moca
8	Morovis
7	Naguabo
2	Orocovis
1	Patillas
14	Ponce
21	Quebradillas
4	Rincón
5	Rio Grande
1	Sabana Grande
1	Salinas
1	San Germán
163	San Juan
11	San Lorenzo
275	San Sebastián
4	Santa Isabel
15	Toa Alta
11	Toa Baja
17	Trujillo alto
1	Utuado
9	Vega Alta
11	Vega Baja
36	Villalba
7	Yabucoa
Total	1,232 students
USA	9 students



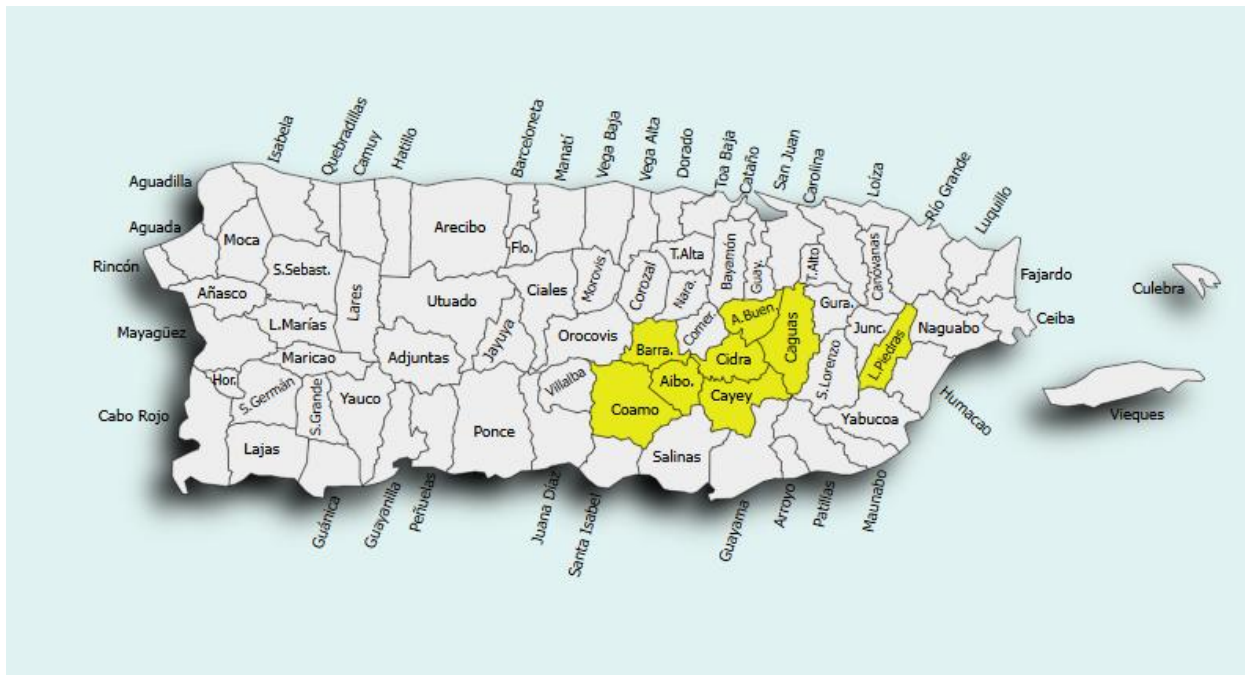
During the fall semester, EDP University of Puerto Rico did not have any traditional face-to-face student representation from the Lajas, Guanica, Yauco, Peñuelas, Barranquitas, Naranjito, Arroyo, Vieques, or Culebra municipalities. 22% of the students were from the San Sebastián municipality, followed by 13% from San Juan.

■ Indicates the municipality of residence for EDP University of Puerto Rico face-to-face modality students.

Municipality of residence (technical certificate students)

Student total	Municipality
1	Aguas Buenas
5	Aibonito
1	Barranquitas
5	Caguas
4	Cayey
1	Cidra
1	Coamo
1	Las Piedras
Total	19 students

During the fall semester, the first of the technical certificate students reside in towns near the Caguas Branch Campus.

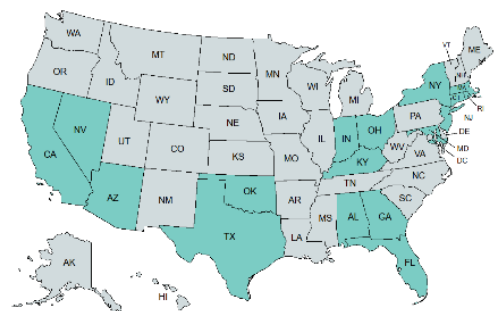
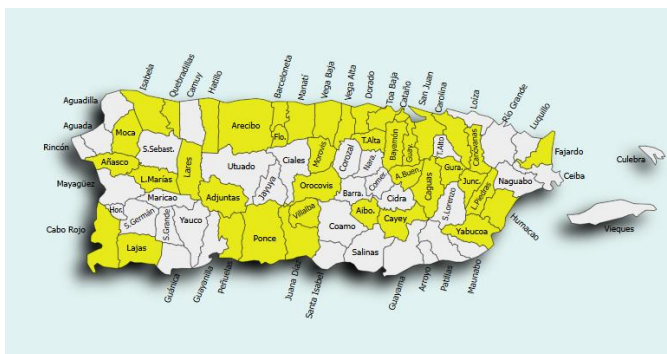


■ Indicates the municipality of residence for EDP University of Puerto Rico technical certificate students.

Municipality or state of residence (virtual students)

Student total	Municipality
1	Adjuntas
2	Aguas Buenas
1	Aibonito
1	Añasco
2	Arecibo
2	Barceloneta
6	Bayamón
1	Cabo Rojo
8	Caguas
2	Canóvanas
5	Carolina
2	Cataño
1	Cayey
1	Dorado
2	Fajardo
1	Florida
5	Guaynabo
2	Gurabo
1	Hatillo
3	Humacao
1	Isabela
2	Juana Díaz
1	Juncos
1	Lajas
4	Lares
3	Las Marias
3	Las Piedras
2	Manatí
3	Moca
2	Morovis
1	Orocovis

1	Peñuelas
7	Ponce
2	Quebradillas
21	San Juan
14	San Sebastián
1	Toa Alta
4	Toa Baja
5	Trujillo Alto
1	Vaga Alta
2	Vega Baja
7	Villalba
2	Yabucoa
	State
1	Alabama
2	Arizona
2	California
1	Connecticut
11	Florida
2	Georgia
1	Indiana
3	Kentucky
1	Massachusetts
1	Maryland
3	New Jersey
5	Nevada
4	New York
1	Ohio
1	Oklahoma
1	Rhode Island
5	Texas
Total	184 students



76% of virtual students had a primary address in a Puerto Rico municipality, while 24% had a primary address in the United States.

■ ■ Indicates the municipality or state of residence for EDP University of Puerto Rico virtual students.

Student Profile, Hato Rey Campus

Academic School

Percent	Student Total	Academic School
5%	80	Graduate School
8%	119	School of Administration
3%	46	School of Criminal Justice
17%	261	School of Design
58%	873	School of Nursing
2%	33	School of Sciences and Health
6%	86	School of Technology
1%	13	Non-degree seeking or Preparatory courses
Total	1,511 students	

Sex

Percent	Student Total	Sex
72%	1,089	Female
28%	422	Male
Total	1,511 students	

Academic Grade

Percent	Student Total	Academic Grade
63%	949	Associate Degree
31%	469	Bachelor's Degree
5%	80	Master's Degree & Professional Certificates
1%	13	Non-degree seeking or Preparatory courses
Total	1,511 students	

Age

Percent	Student Total	Age range (years)
	3	Under 18
5%	67	18-19
7%	98	20-21
11%	158	22-24
21%	321	25-29
18%	277	30-34
15%	226	35-39
14%	218	40-49
9%	139	50-64
	4	65 and over
Total	1,511 students	

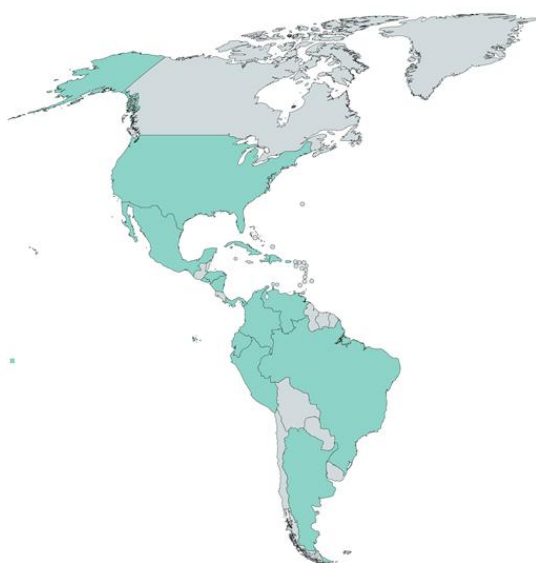
Modality

Percent	Student Total	Modality
32%	479	Face-to-face
55%	835	Hybrid
12%	184	Virtual
1%	13	Non-degree seeking or Preparatory courses
Total	1,511 students	

Percent	Student Total	Hybrid Modality
43%	362	MAGAE MD
38%	319	MAGAE
19%	154	MABE
Total	835 students	

Nationality

Student total	Country of origin
6	United States
3	Argentina
2	Brazil
33	Colombia
622	Cuba
82	Dominican Republic
6	Ecuador
29	Haiti
11	Honduras
17	México
6	Nicaragua
1	Panamá
13	Perú
595	Puerto Rico
5	El Salvador
1	Spain
14	Venezuela
2	Sin responder
Total	1,511 students



41% of the EDP University, Hato Rey Campus student body was Cuban, followed by 39% Puerto Rican, and 5% Dominican. The remaining countries on the list account for 15% of the student body.

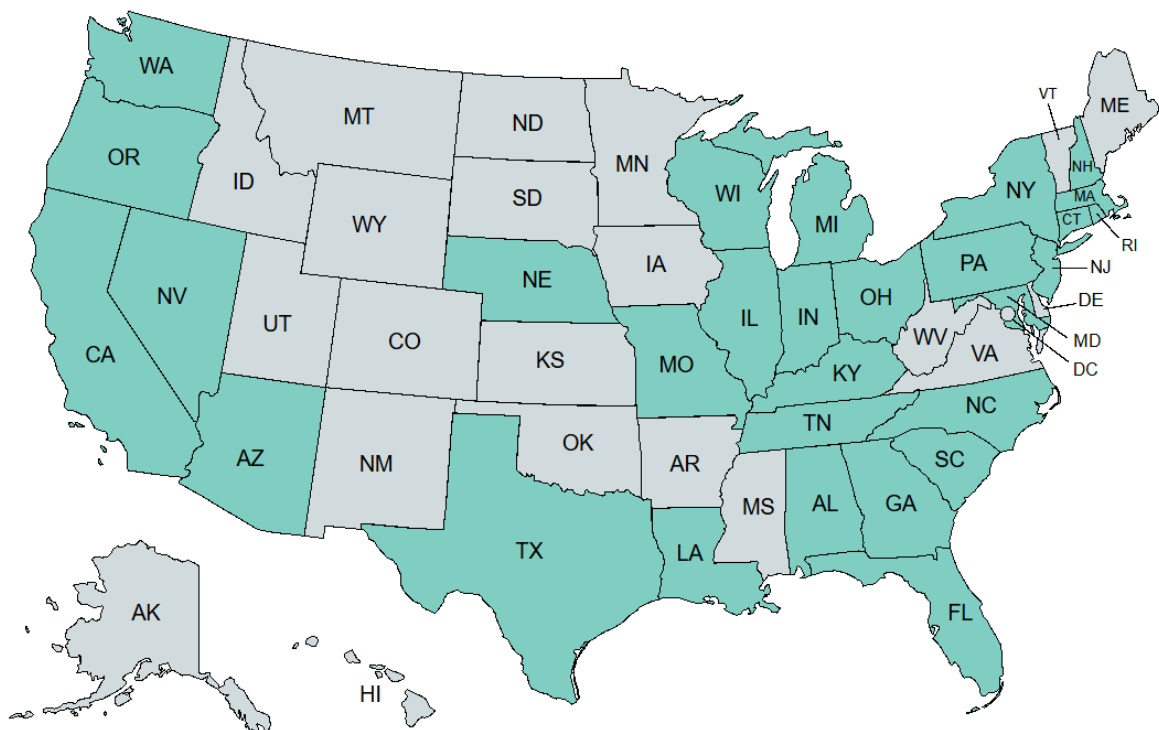
■ Indicates the state of residence for EDP University of Puerto Rico, Hato Rey Campus students.

State of residence (Hybrid students)

Student total	State
3	Alabama
5	Arizona
14	California
1	Connecticut
476	Florida
7	Georgia
2	Illinois
3	Indiana
25	Kentucky
2	Louisiana
6	Massachusetts
2	Maryland
3	Michigan
4	Missouri
6	North Carolina
3	Nebraska

1	New Hampshire
33	New Jersey
38	Nevada
55	New York
1	Ohio
1	Oregon
10	Pennsylvania
2	Puerto Rico
1	Rhode Island
2	South Carolina
3	Tennessee
121	Texas
3	Washington
2	Wisconsin
Total	835 students

57% of the students in the Hato Rey Campus hybrid modality reside in Florida, 14% in Texas, and 7% in New York. The remaining states on the list account for 22% of the student body.

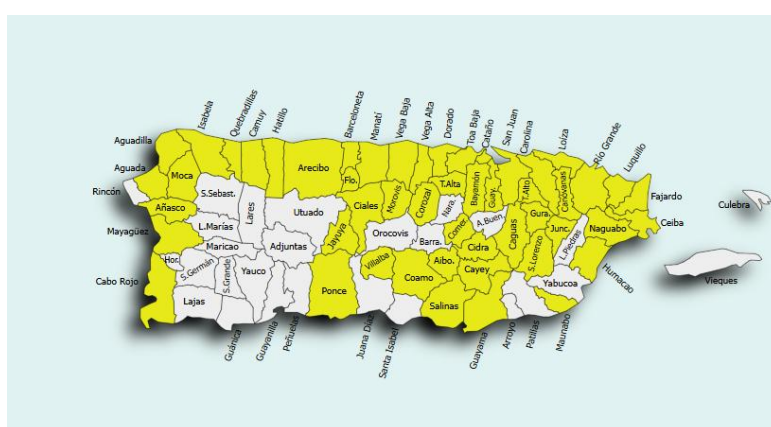


■ Indicates the state of residence for EDP University of Puerto Rico hybrid modality students, Hato Rey Campus.

Municipality of Residence (face-to-face students)

Student total	Municipality
2	Aguada
1	Aguadilla
2	Aibonito
1	Añasco
8	Arecibo
2	Barceloneta
46	Bayamón
2	Cabo Rojo
21	Caguas
2	Camuy
8	Canóvanas
48	Carolina
7	Cataño
4	Cayey
1	Ceiba
1	Ciales
4	Cidra
2	Coamo
4	Comerio
3	Corozal
10	Dorado
5	Fajardo
1	Florida
1	Guayama
30	Guaynabo
3	Gurabo

1	Hatillo
6	Humacao
2	Isabela
2	Jayuya
1	Juncos
4	Loíza
3	Luquillo
2	Manatí
1	Maunabo
1	Mayagüez
3	Moca
3	Morovis
2	Naguabo
7	Ponce
1	Quebradillas
5	Rio Grande
1	Salinas
163	San Juan
1	San Lorenzo
14	Toa Alta
11	Toa Baja
16	Trujillo Alto
2	Vega Alta
2	Vega Baja
3	Villalba
Total	476 students
US	3 students



34% of face-to-face students had a primary address in the San Juan municipality, followed by 10% in Carolina, 10% in Bayamon, and 6% in Guaynabo. The remaining municipalities on the list account for 40% of the student body.

Indicates the municipality of residence for EDP University of Puerto Rico face-to-face modality students, Hato Rey Campus.

Student Profile, San Sebastián Campus

Academic School

Percent	Student Total	Academic School
4%	43	Graduate School
3%	28	School of Administration
4%	42	School of Criminal Justice
6%	65	School of Design
64%	678	School of Nursing
12%	134	School of Sciences and Health
7%	73	School of Technology
	3	Non-degree seeking or Preparatory courses
Total	1,066 students	

Sex

Percent	Student Total	Sex
70%	744	Female
30%	322	Male
Total	1,066 students	

Academic Grade

Percent	Student Total	Academic Grade
73%	778	Associate Degree
23%	242	Bachelor's Degree
4%	43	Master's Degree & Professional Certificates
	3	Non-degree seeking or Preparatory courses
Total	1,066 students	

Age

Percent	Student Total	Age range (years)
1%	7	Under 18
9%	90	18-19
10%	110	20-21
14%	145	22-24
19%	205	25-29
15%	162	30-34
14%	147	35-39
13%	142	40-49
5%	55	50-64
	3	65 and over
Total	1,066 students	

Modality

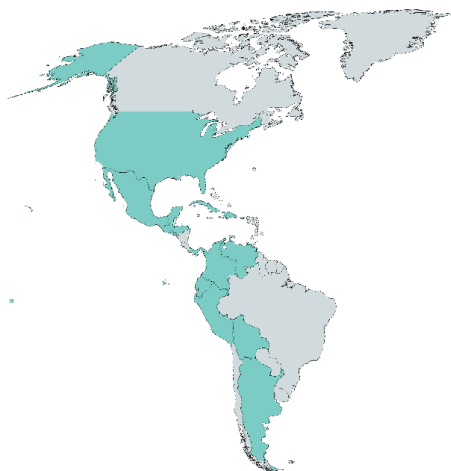
Percent	Student Total	Modality
49%	522	Face-to-face
51%	541	Hybrid
	3	Non-degree seeking or Preparatory courses
Total	1,066 students	

Percent	Student Total	Hybrid Modality
49%	265	MAGAE MD
41%	220	MAGAE
10%	54	MABE
	2	Master's in Family Nurse Practitioner
Total	541 students	

Nationality

Student total	Country of origin
74	United States
2	Argentina
1	Bolivia
12	Colombia
409	Cuba
59	Dominican Republic
4	Ecuador
1	Guatemala
9	Haiti
8	Honduras
4	México
1	Panama
6	Perú
467	Puerto Rico
3	El Salvador
1	Spain
4	Venezuela
1	Prefer not to respond.
Total	1,066 students

44% of the EDP University, San Sebastián Campus student body was Puerto Rican, followed by 38% Cuban, 7% American, and 6% Dominican. The remaining countries on the list account for 5% of the student body.



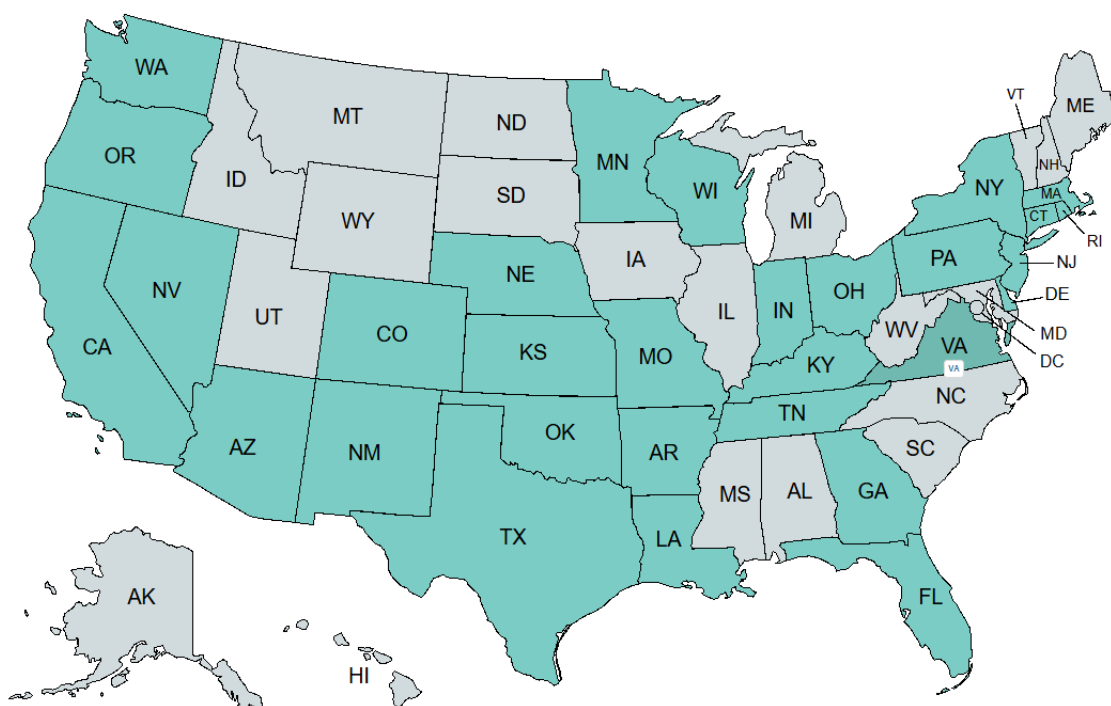
■ Indicates the country of origin for EDP University of Puerto Rico, San Sebastián Campus students.

State of residency (Hybrid students)

Student total	State
3	Arkansas
5	Arizona
10	California
1	Colorado
4	Connecticut
1	Delaware
179	Florida
4	Georgia
4	Indiana
1	Kansas
93	Kentucky
3	Louisiana
4	Massachusetts
1	Minnesota
1	Missouri

3	Nebraska
27	New Jersey
3	New México
28	Nevada
43	New York
2	Ohio
1	Oklahoma
1	Oregon
6	Pennsylvania
1	Rhode Island
5	Tennessee
102	Texas
3	Virginia
1	Washington
1	Wisconsin
Total	541 students

33% of the students in the San Sebastián Campus hybrid modality reside in Florida, 19% in Texas, 17% in Kentucky, and 8% in New York. The remaining states on the list account for 23% of the student body.



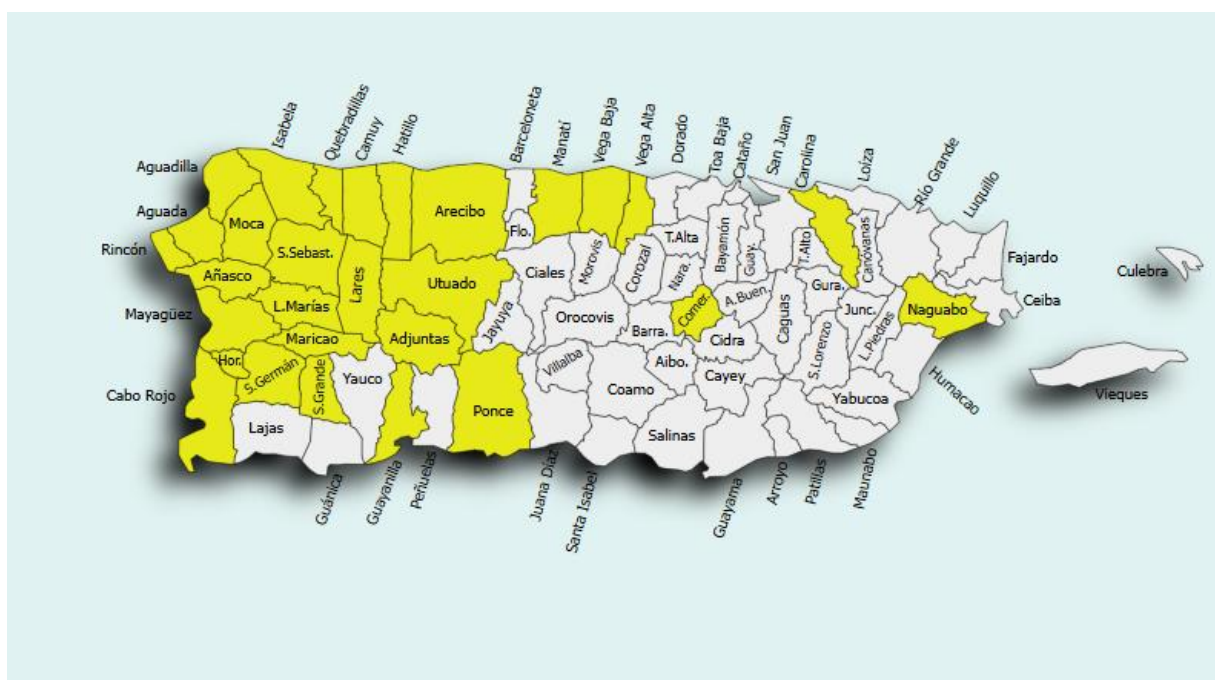
■ Indicates the state of residence for EDP University of Puerto Rico hybrid modality students, San Sebastián Campus.

Municipality of residence (face-to-face students)

Student total	Municipality
3	Adjuntas
7	Aguada
14	Aguadilla
12	Añasco
5	Arecibo
3	Cabo Rojo
10	Camuy
1	Carolina
1	Comerio
1	Guayanilla
1	Hatillo
2	Hormigueros
7	Isabela
64	Lares
24	Las Marías
1	Manatí
2	Maricao
3	Mayagüez
52	Moca
1	Naguabo

1	Ponce
18	Quebradillas
4	Rincón
1	Sabana Grande
1	San Germán
275	San Sebastián
1	Utua
2	Vega Alta
1	Vega Baja
Total	518 students
USA	4 students

53% of face-to-face students had a primary address in the San Sebastián municipality, followed by 12% in Lares, 10% in Moca, and 5% in Las Marías. The remaining municipalities on the list account for 20% of the student body.



- Indicates the municipality of residence for EDP University of Puerto Rico face-to-face modality students, San Sebastián Campus.

Student Profile, Manatí Branch Campus

Academic School

Percent	Student Total	Academic School
6%	33	School of Design
92%	465	School of Nursing
1%	4	School of Sciences and Health
1%	6	School of Technology
Total	508 students	

Sex

Percent	Student Total	Sex
71%	359	Female
29%	149	Male
Total	508 students	

Academic Grade

Percent	Student Total	Academic Grade
96%	488	Associate Degree
4%	20	Bachelor's Degree
Total	508 students	

Age

Percent	Student Total	Age range (years)
	1	Under 18
3%	14	18-19
4%	18	20-21
8%	39	22-24
22%	114	25-29
23%	118	30-34
16%	80	35-39
16%	83	40-49
8%	40	50-64
	1	65 and over
Total	508 students	

Modality

Percent	Student Total	Modality
10%	52	Face-to-face
90%	456	Hybrid
Total	508 students	

Percent	Student Total	Hybrid Modality
58%	263	MAGAE MD
42%	193	MAGAE
Total	456 students	

Nationality

Student total	Country of origin
19	United States
2	Argentina
1	Bolivia
1	Brazil
8	Colombia
1	Costa Rica
353	Cuba
37	Dominican Republic
1	Ecuador
3	Guatemala
4	Haiti
1	Honduras
8	México
1	Nicaragua
4	Perú
55	Puerto Rico
4	El Salvador
5	Venezuela
Total	508 students

69% of the EDP University, Manatí Branch Campus student body was Cuban, followed by 11% Puerto Rican, 7% Dominican, and 4% American. The remaining countries on the list account for 9% of the student body.



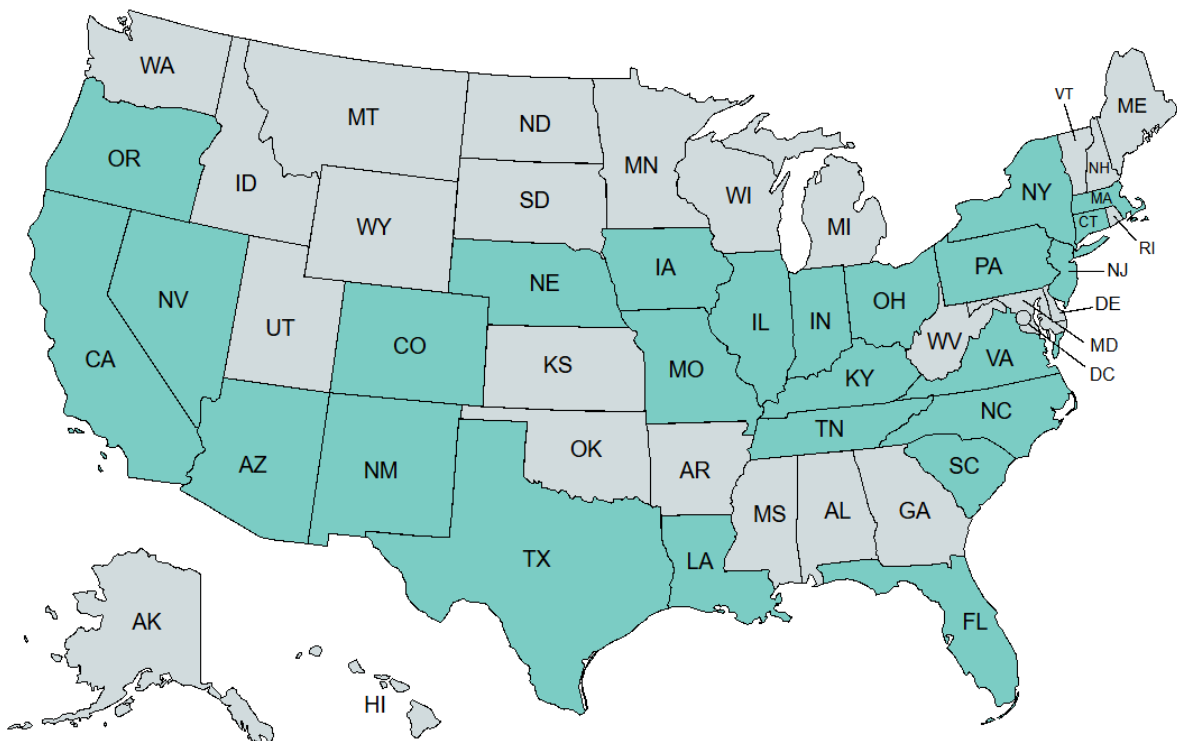
■ Indicates the country of origin for EDP University of Puerto Rico, Manatí Branch Campus students.

State of residency (Hybrid students)

Student total	State
5	Arizona
8	California
3	Colorado
5	Connecticut
62	Florida
2	Iowa
2	Illinois
2	Indiana
57	Kentucky
4	Louisiana
3	Massachusetts
1	Missouri
2	North Carolina

5	Nebraska
21	New Jersey
3	New México
43	Nevada
31	New York
1	Ohio
6	Oregon
1	Pennsylvania
1	South Carolina
2	Tennessee
185	Texas
1	Virginia
Total	456 students

41% of the students in the Manatí Branch Campus hybrid modality reside in Texas, 14% in Florida, 13% in Kentucky, 9% in Nevada, and 7% in New York. The remaining states on the list account for 16% of the student body.

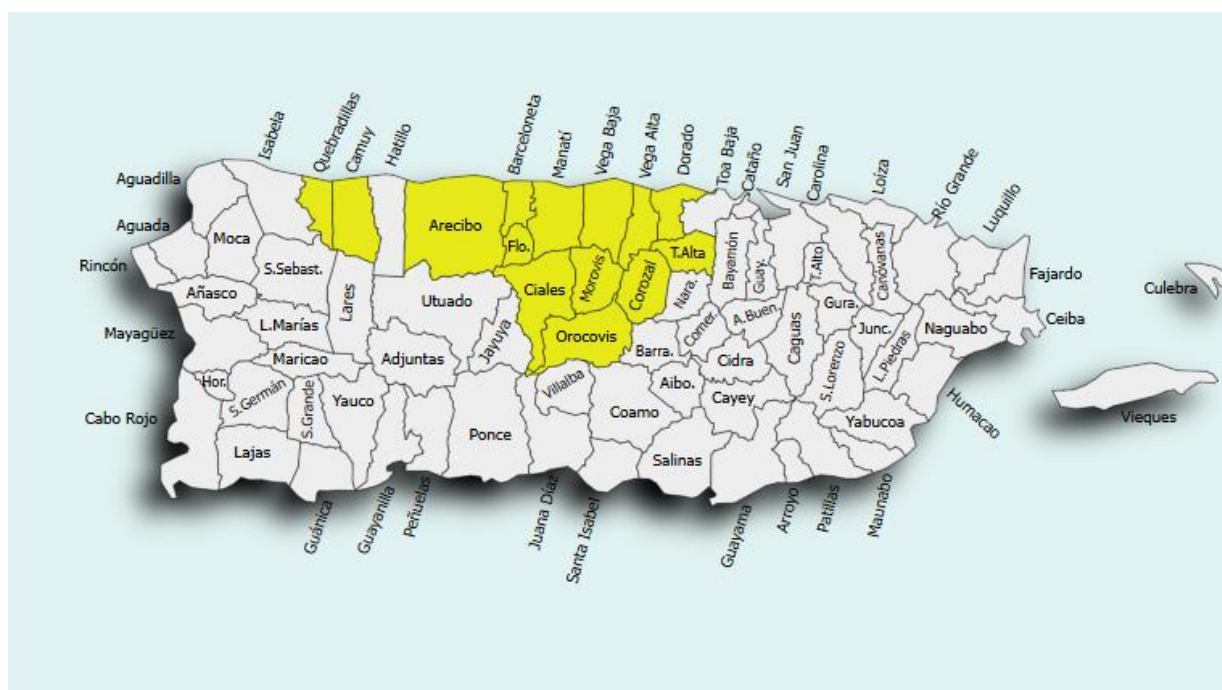


■ Indicates the state of residence for EDP University of Puerto Rico hybrid modality students at the Manatí Branch Campus.

Municipality of residence (face-to-face students)

Student total	Municipality
5	Arecibo
2	Barceloneta
1	Camuy
4	Ciales
1	Corozal
2	Dorado
1	Florida
14	Manatí
5	Morovis
1	Orocovis
2	Quebradillas
1	Toa Alta
5	Vega Alta
8	Vega Baja
Total	52 students

27% of face-to-face students had a primary address in the Manatí municipality, followed by 15% in Vega Baja, and 10% each in Arecibo, Morovis, and Vega Alta. The remaining municipalities on the list account for 28% of the student body.



- Indicates the municipality of residence for EDP University of Puerto Rico face-to-face modality students at the Manatí Branch Campus.

Student Profile, Humacao Branch Campus

Academic School

Percent	Student Total	Academic School
1%	6	School of Administration
6%	23	School of Design
91%	369	School of Nursing
	1	School of Sciences and Health
2%	7	School of Technology
Total	406 students	

Sex

Percent	Student Total	Sex
75%	306	Female
25%	100	Male
Total	406 students	

Academic Grade

Percent	Student Total	Academic Grade
94%	383	Associate Degree
6%	23	Bachelor's Degree
Total	406 students	

Age

Percent	Student Total	Age range (years)
1%	3	Under 18
6%	25	18-19
5%	21	20-21
9%	37	22-24
25%	101	25-29
20%	79	30-34
13%	54	35-39
16%	66	40-49
4%	18	50-64
1%	2	65 and over
Total	406 students	

Modality

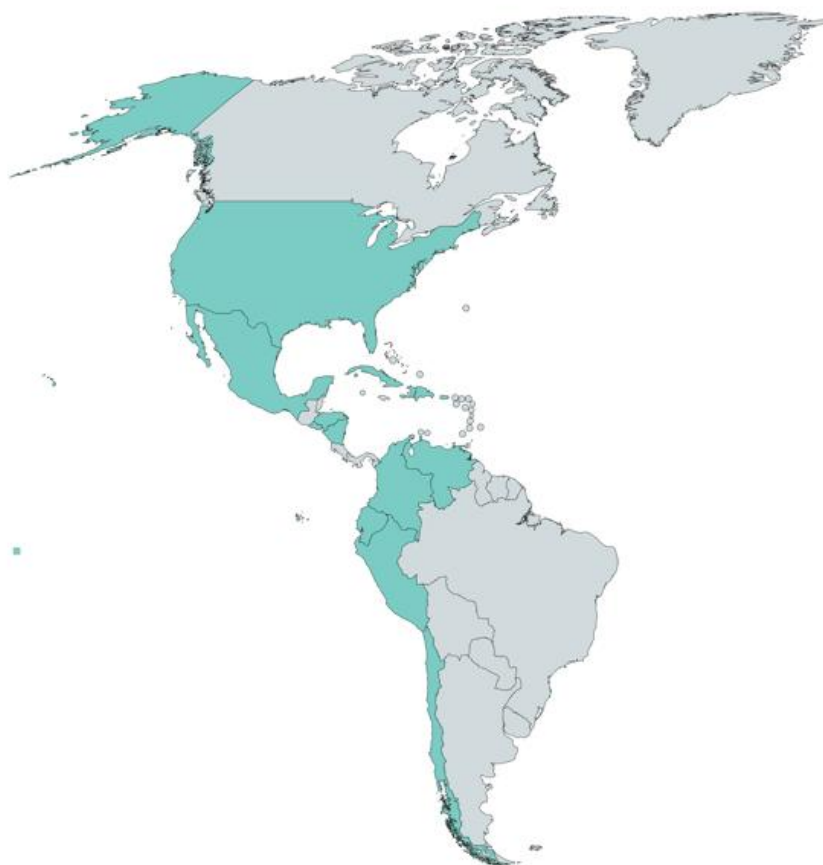
Percent	Student Total	Modality
17%	70	Face-to-face
83%	336	Hybrid
Total	406 students	

Percent	Student Total	Hybrid Modality
48%	160	MAGAE MD
52%	176	MAGAE
Total	336 students	

Nationality

Student total	Country of origin
13	United States
2	Chile
7	Colombia
268	Cuba
13	Dominican Republic
3	Ecuador
7	Haiti
2	Honduras
6	México
1	Nicaragua
2	Perú
76	Puerto Rico
3	El Salvador
3	Venezuela
Total	406 students

66% of the EDP University, Humacao Branch Campus student body was Cuban, followed by 19% Puerto Rican, 3% Dominican, and 3% American. The remaining countries on the list account for 9% of the student body.



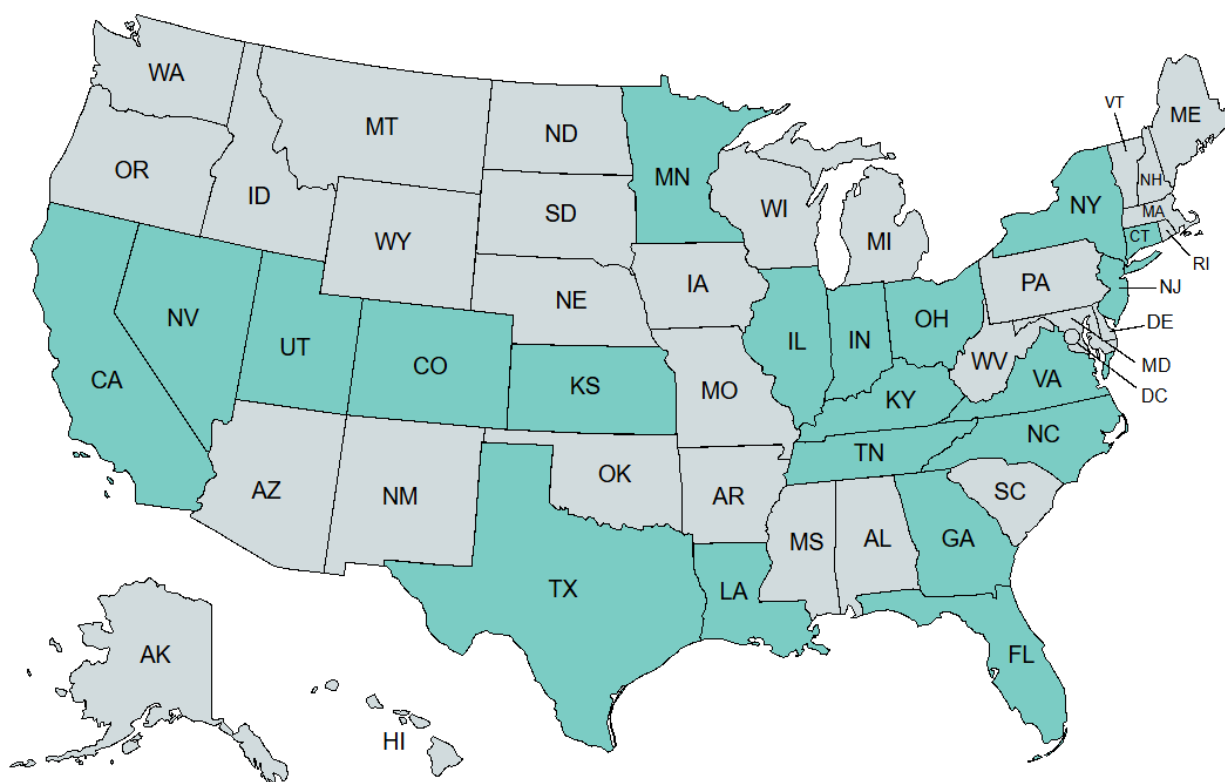
■ Indicates the country of origin for EDP University of Puerto Rico, Humacao Branch Campus students.

State of Residency (Hybrid students)

Student total	State
3	California
1	Colorado
2	Connecticut
169	Florida
3	Georgia
1	Illinois
3	Indiana
2	Kansas
35	Kentucky
1	Louisiana

1	Minnesota
1	North Carolina
2	New Jersey
27	Nevada
14	New York
1	Ohio
1	Tennessee
67	Texas
1	Utah
1	Virginia
Total	336 students

50% of the students in the Humacao Branch Campus hybrid modality reside in Florida, 20% in Texas, 10% in Kentucky, 8% in Nevada, and 4% in New York. The remaining states on the list account for 8% of the student body.

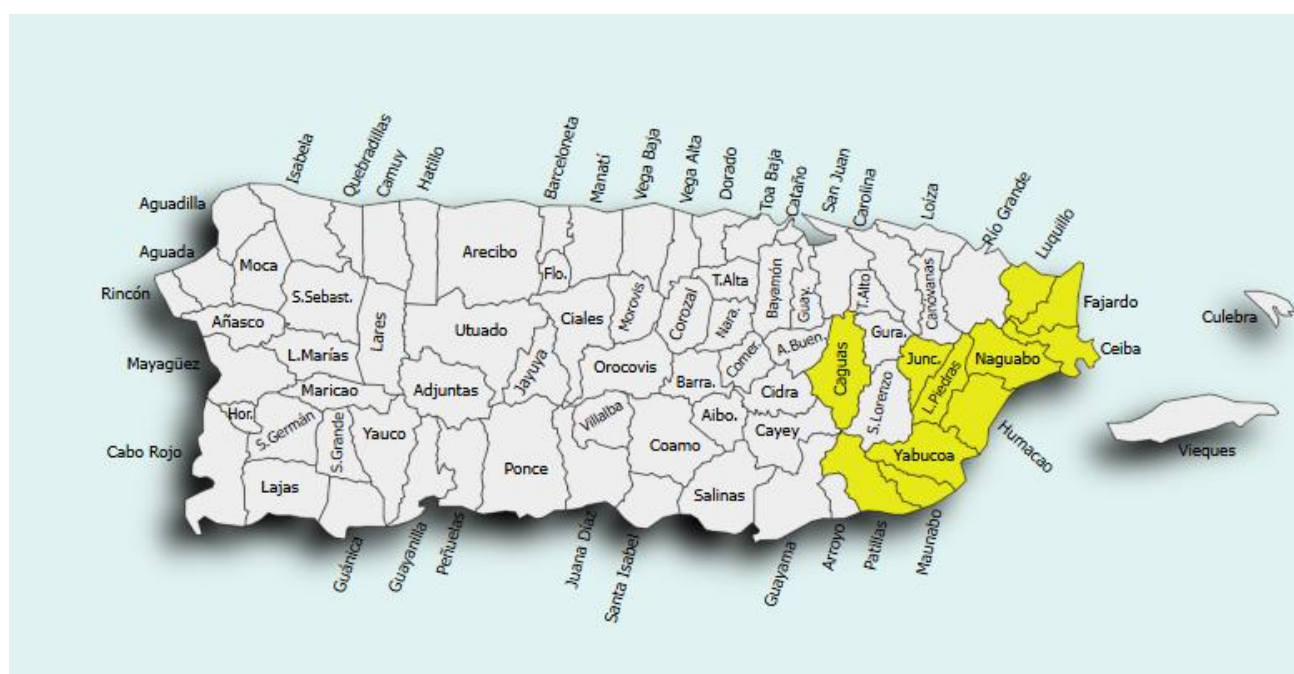


■ Indicates the state of residence for EDP University of Puerto Rico hybrid modality students, Humacao Branch Campus.

Municipality of residence (face-to-face students)

Student total	Municipality
2	Caguas
2	Ceiba
2	Fajardo
34	Humacao
2	Juncos
12	Las Piedras
1	Luquillo
3	Maunabo
4	Naguabo
1	Patillas
7	Yabucoa
Total	70 students

49% of face-to-face students had a primary address in the Humacao municipality, followed by 17% in Las Piedras, and 10% in Yabucoa. The remaining municipalities on the list account for 24% of the student body.



- Indicates the municipality of residence for EDP University of Puerto Rico face-to-face modality students, Humacao Branch Campus.

Student Profile, Villalba Branch Campus

Academic School

Percent	Student Total	Academic School
3%	14	School of Administration
	2	School of Criminal Justice
94%	425	School of Nursing
1%	4	School of Sciences and Health
2%	8	School of Technology
Total	453 students	

Sex

Percent	Student Total	Sex
76%	344	Female
24%	109	Male
Total	453 students	

Academic Grade

Percent	Student Total	Academic Grade
93%	423	Associate Degree
7%	30	Bachelor's Degree
Total	453 students	

Age

Percent	Student Total	Age range (years)
	1	Under 18
1%	5	18-19
2%	8	20-21
8%	35	22-24
20%	90	25-29
24%	110	30-34
18%	79	35-39
20%	92	40-49
7%	32	50-64
	1	65 and over
Total	453 students	

Modality

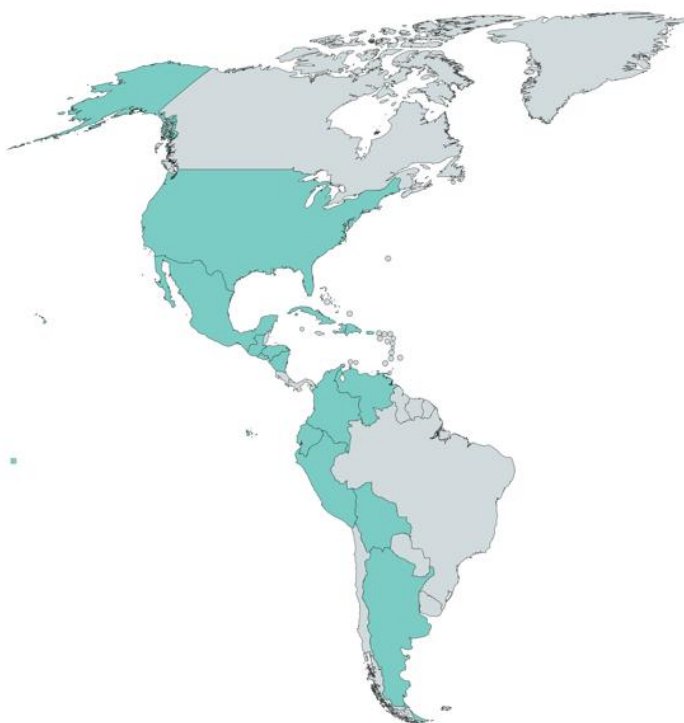
Percent	Student Total	Modality
12%	55	Face-to-face
88%	398	Hybrid
Total	453 students	

Percent	Student Total	Hybrid Modality
44%	176	MAGAE MD
51%	203	MAGAE
5%	19	MABE
Total	398 students	

Nationality

Student total	Country of origin
16	United States
1	Argentina
1	Bolivia
5	Colombia
233	Cuba
88	Dominican Republic
9	Ecuador
6	El Salvador
2	Guatemala
13	Haiti
1	Honduras
1	Italy
3	México
1	Nicaragua
2	Peru
66	Puerto Rico
3	Venezuela
2	Sin responder
Total	453 students

51% of the EDP University, Villalba Branch Campus student body was Cuban, followed by 19% Dominican, 15% Puerto Rican, and 4% American. The remaining countries on the list account for 11% of the student body.



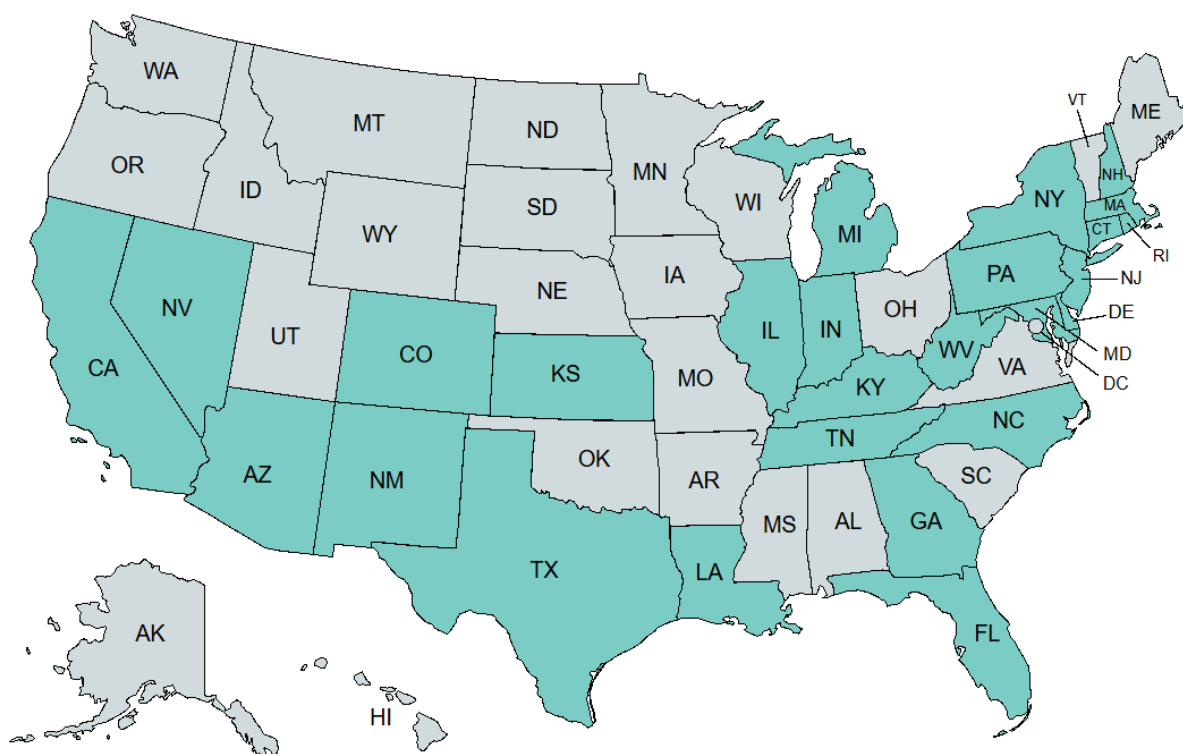
■ Indicates the country of origin for EDP University of Puerto Rico, Villalba Branch Campus students.

State of residency (Hybrid Students)

Student total	State
2	Arizona
6	California
1	Colorado
3	Connecticut
2	Delaware
148	Florida
4	Georgia
2	Illinois
2	Indiana
1	Kansas
8	Kentucky
1	Louisiana
13	Massachusetts
3	Maryland

3	Michigan
4	North Carolina
2	New Hampshire
32	New Jersey
1	New México
13	Nevada
66	New York
12	Pennsylvania
1	Puerto Rico
1	Rhode Island
2	Tennessee
64	Texas
1	West Virginia
Total	398 students

37% of the students in the Villalba Branch Campus hybrid modality reside in Florida, 17% in New York, 16% in Texas, 8% in New Jersey, and 3% in Nevada. The remaining states on the list account for 19% of the student body.

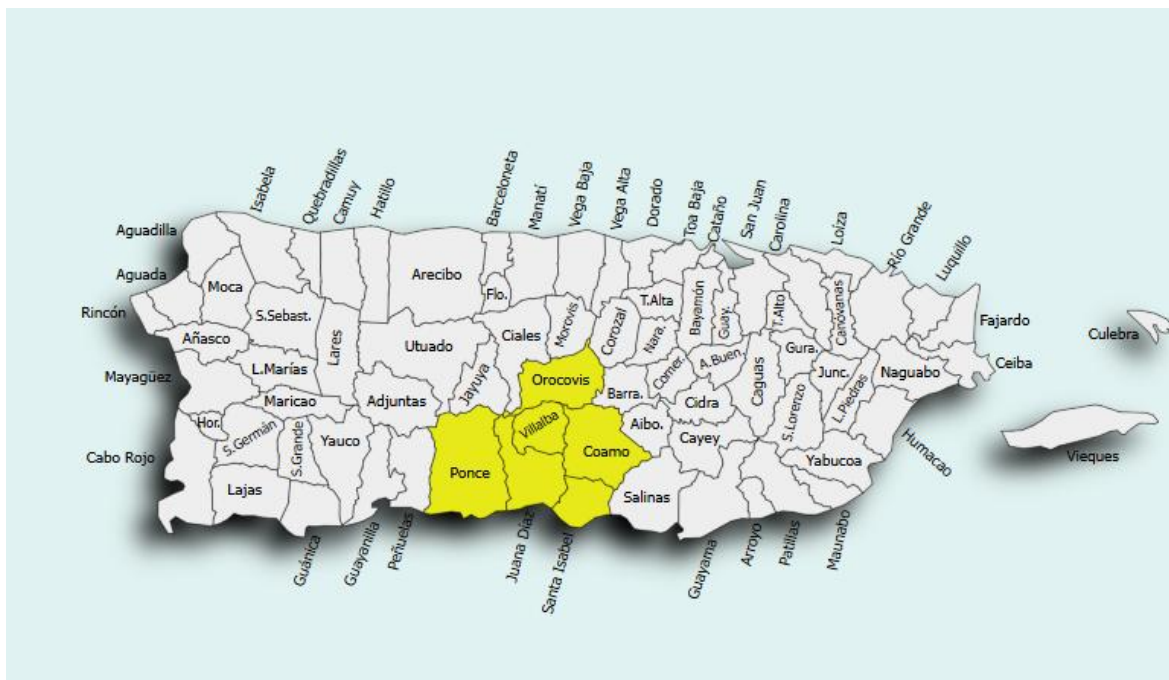



 Indicates the state of residence for EDP University of Puerto Rico hybrid modality students, Villalba Branch Campus.

Municipality of residence (face-to-face students)

Student total	Municipality
2	Coamo
9	Juana Díaz
1	Orocovis
5	Ponce
4	Santa Isabel
33	Villalba
Total	54 students
USA	1 student

60% of face-to-face students had a primary address in the Villalba municipality, followed by 16% in Juana Diaz, and 9% in Ponce. The remaining municipalities on the list account for 15% of the student body.



-  Indicates the municipality of residence for EDP University of Puerto Rico face-to-face modality students, Villalba Branch Campus.

Student Profile, Caguas Branch Campus

Academic School

Percent	Student Total	Academic School
2%	9	School of Criminal Justice
6%	32	School of Design
88%	473	School of Nursing
		School of Sciences and Health
1%	3	School of Technology
3%	19	Technical Certificate School
Total	536 students	

Sex

Percent	Student Total	Sex
82%	437	Female
18%	99	Male
Total	536 students	

Academic Grade

Percent	Student Total	Academic Grade
90%	485	Associate Degree
6%	32	Bachelor's Degree
4%	19	Technical Certificates
Total	536 students	

Age

Percent	Student Total	Age range (years)
	2	Under 18
5%	26	18-19
3%	14	20-21
5%	26	22-24
18%	98	25-29
22%	117	30-34
22%	116	35-39
18%	99	40-49
7%	37	50-64
	1	65 and over
Total	536 students	

Modality

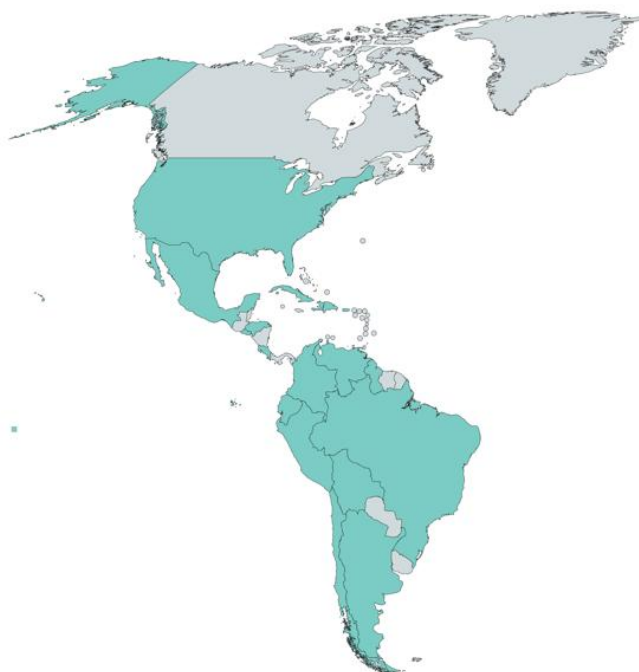
Percent	Student Total	Modality
15%	81	Face-to-face
85%	455	Hybrid
Total	536 students	

Percent	Student Total	Hybrid Modality
49%	221	MAGAE MD
51%	234	MAGAE
Total	455 students	

Nationality

Student total	Country of origin
34	United States
1	Argentina
1	Bolivia
1	Brasil
1	Chile
13	Colombia
2	Costa Rica
153	Cuba
182	Dominican Republic
14	Ecuador
4	El Salvador
1	Gambia
1	Guyana
18	Haiti
7	Honduras
6	México
8	Perú
83	Puerto Rico
6	Venezuela
Total	536 students

34% of the EDP University, Caguas Branch Campus student body was Dominican, followed by 29% Cuban, 15% Puerto Rican, 6% American, and 3% Haitian. The remaining countries on the list account for 13% of the student body.



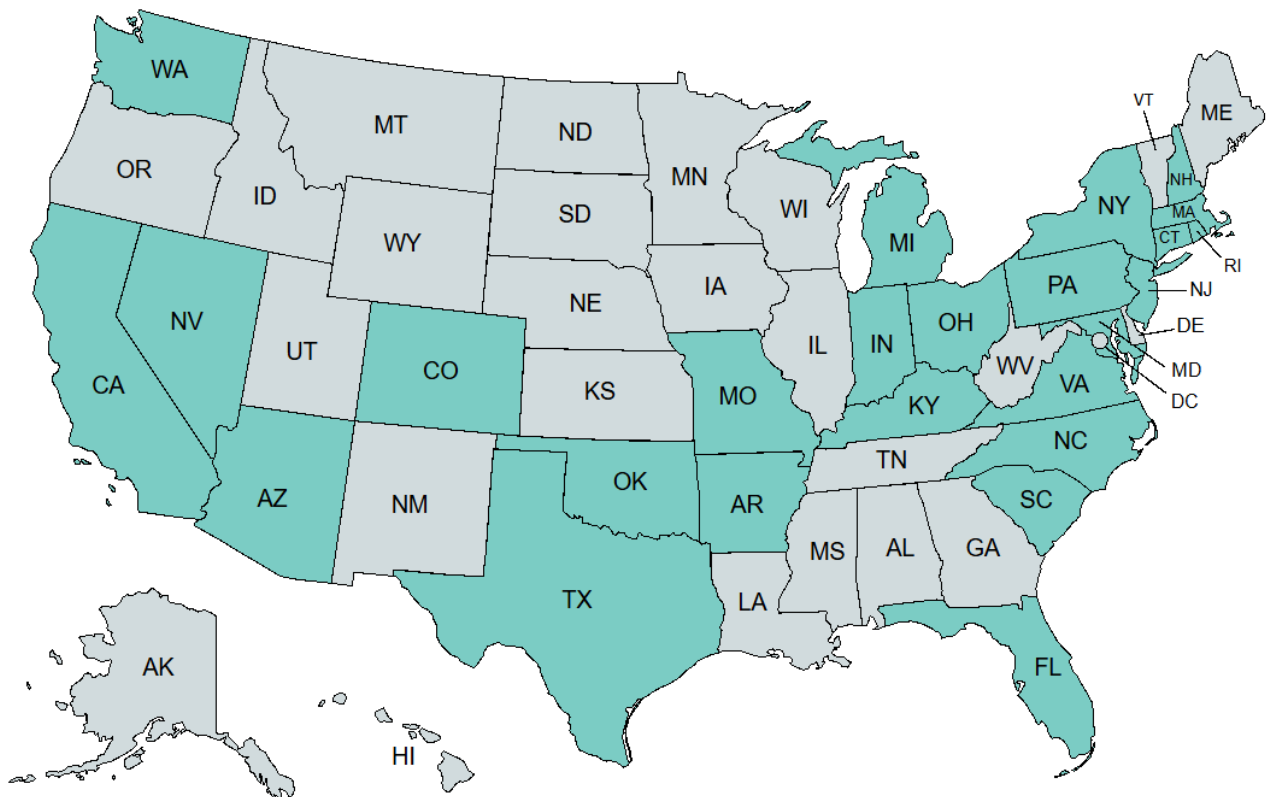
■ Indicates the country of origin for EDP University of Puerto Rico, Caguas Branch Campus students.

State of residency (Hybrid students)

Student total	State
3	Arkansas
1	Arizona
3	California
1	Colorado
5	Connecticut
63	Florida
1	Indiana
13	Kentucky
15	Massachusetts
2	Maryland
2	Michigan
1	Missouri
1	North Carolina
3	New Hampshire

105	New Jersey
8	Nevada
159	New York
3	Ohio
1	Oklahoma
18	Pennsylvania
1	Puerto Rico
1	Rhode Island
1	South Carolina
39	Texas
2	Virginia
3	Washington
Total	455 students

35% of the students in the Caguas Branch Campus hybrid modality reside in New York, 23% in New Jersey, 14% in Florida, 9% in Texas, and 4% in Pennsylvania. The remaining states on the list account for 15% of the student body.

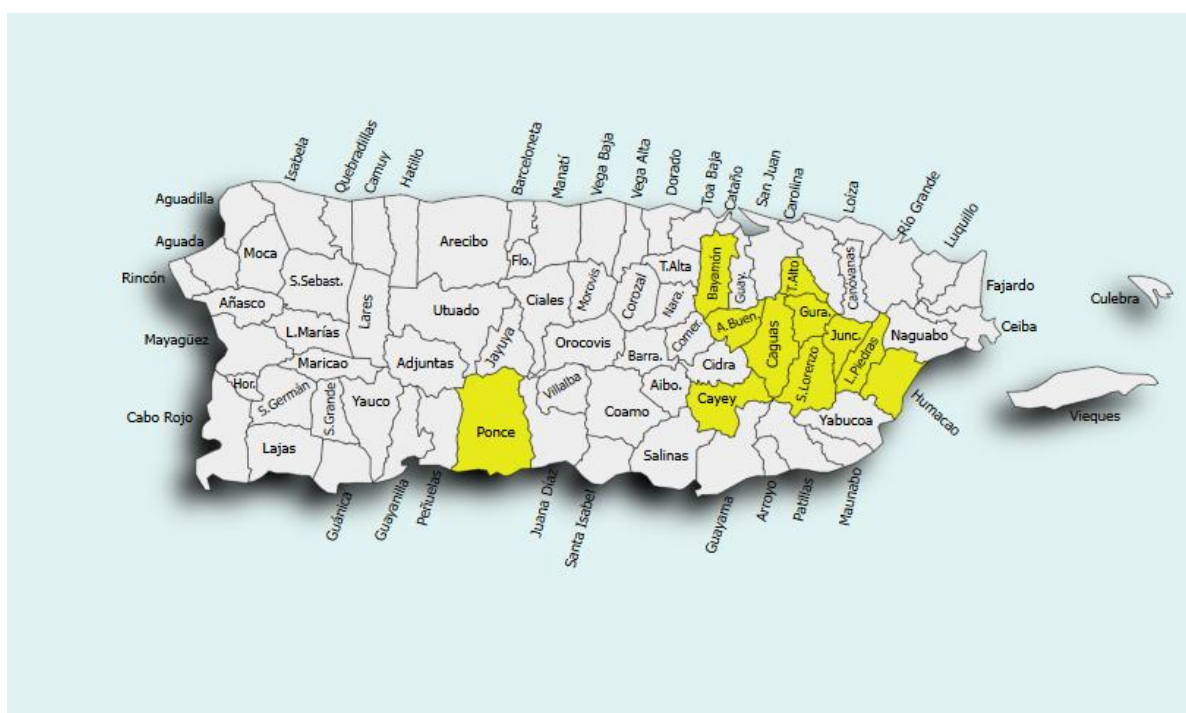


■ Indicates the state of residence for EDP University of Puerto Rico hybrid modality students, Caguas Branch Campus.

Municipality of residence (face-to-face students)

Student total	Municipality
5	Aguas Buenas
6	Aibonito
1	Barceloneta
1	Barranquitas
30	Caguas
1	Carolina
9	Cayey
1	Cidra
1	Coamo
1	Comerio
4	Gurabo
5	Humacao
2	Juncos
2	Las Piedras
1	Ponce
10	San Lorenzo
1	Trujillo Alto
Total	81 students

37% of face-to-face students had a primary address in the Caguas municipality, followed by 12% in San Lorenzo, 11% in Cayey, 7% in Aibonito, and 6% each in Aguas Buenas and Humacao. The remaining municipalities on the list account for 21% of the student body.



- Indicates the municipality of residence for EDP University of Puerto Rico face-to-face modality students, Caguas Branch Campus.

Student Profile, Hybrid Modality

Academic School

Percent	Student Total	Academic School
100%	3,021	School of Nursing
Total	3,021 students	

Sex

Percent	Student Total	Sex
74%	2,239	Female
26%	782	Male
Total	3,021 students	

Academic Grade

Percent	Student Total	Academic Grade
92%	2,792	Associate Degree
8%	227	Bachelor's Degree
	2	Master's Degree
Total	3,021 students	

Age

Percent	Student Total	Age range (years)
1%	14	20-21
6%	195	22-24
24%	710	25-29
23%	701	30-34
19%	586	35-39
19%	564	40-49
8%	242	50-64
	9	65 and over
Total	3,021 students	

Modality

Percent	Student Total	Modality
100%	3,021	Hybrid
Total	3,021 students	

Percent	Student Total	Hybrid Modality
48%	1,447	MAGAE MD
45%	1,345	MAGAE
7%	227	MABE
	2	Master's Degree in Family Nurse Practitioner
Total	3,021 students	

Student Profile, Face-to-face students

Academic School

Percent	Student Total	Academic School
8%	101	Graduate School
6%	72	School of Administration
7%	80	School of Criminal Justice
33%	414	School of Design
21%	264	School of Nursing
14%	176	School of Sciences and Health
11%	133	School of Technology
	1	Non-degree seeking
Total	1,241 students	

Sex

Percent	Student Total	Sex
73%	908	Female
27%	333	Male
Total	1,241 students	

Academic Grade

Percent	Student Total	Academic Grade
51%	627	Associate Degree
41%	512	Bachelor's Degree
8%	101	Master's Degree/Professional Certificate
	1	Non-degree seeking
Total	1,241 students	

Age

Percent	Student Total	Age range (years)
1%	16	Under 18
18%	223	18-19
20%	245	20-21
17%	213	22-24
14%	177	25-29
9%	114	30-34
7%	84	35-39
9%	104	40-49
5%	62	50-64
	3	65 and over
Total	1,241 students	

Modality

Percent	Student Total	Modality
100%	1,241	Face-to-face
Total	1,241 students	

Student Profile, Virtual Students

Academic School

Percent	Student Total	Academic School
11%	20	Graduate School
52%	95	School of Administration
10%	19	School of Criminal Justice
27%	50	School of Technology
Total	184 students	

Sex

Percent	Student Total	Sex
60%	110	Female
40%	74	Male
Total	184 students	

Academic Grade

Percent	Student Total	Academic Grade
47%	87	Associate Degree
42%	77	Bachelor's Degree
11%	20	Master's Degree/Professional Certificate
Total	184 students	

Age

Percent	Student Total	Age range (years)
		Under 18
2%	4	18-19
4%	8	20-21
15%	30	22-24
17%	35	25-29
21%	41	30-34
14%	28	35-39
13%	26	40-49
6%	12	50-64
		65 and over
Total	184 students	

Modality

Percent	Student Total	Modality
100%	184	Virtual
Total	184 students	

Student Profile, Technical Certificate Students

Academic School

Percent	Student Total	Academic School
100%	19	Technical Certificate School
Total	19 students	

Sex

Percent	Student Total	Sex
63%	12	Female
37%	7	Male
Total	19 students	

Academic Grade

Percent	Student Total	Academic Grade
100%	19	Technical Certificate
Total	19 students	

Age

Percent	Student Total	Age range (years)
5%	1	Under 18
		18-19
11%	2	20-21
5%	1	22-24
26%	5	25-29
16%	3	30-34
16%	3	35-39
21%	4	40-49
		50-64
		65 and over
Total	19 students	

Modality

Percent	Student Total	Modality
100%	19	Technical Certificate
Total	19 students	

Collaborators

Dr. Alberto López Mercado

Associate Vice President for Institutional Compliance

Dr. Raimar Martínez Morales

Director for Institutional Assessment

Prof. Marjorie M. Maisonet Rivera

Institutional Director for Accreditations,

Licensing and Assessment

DECEMBER 2025